



## TVCB & Mesh Fencing

Specification Sheet  
CBSI20200

21/11/25

**safesite**<sup>®</sup>  
F A C I L I T I E S

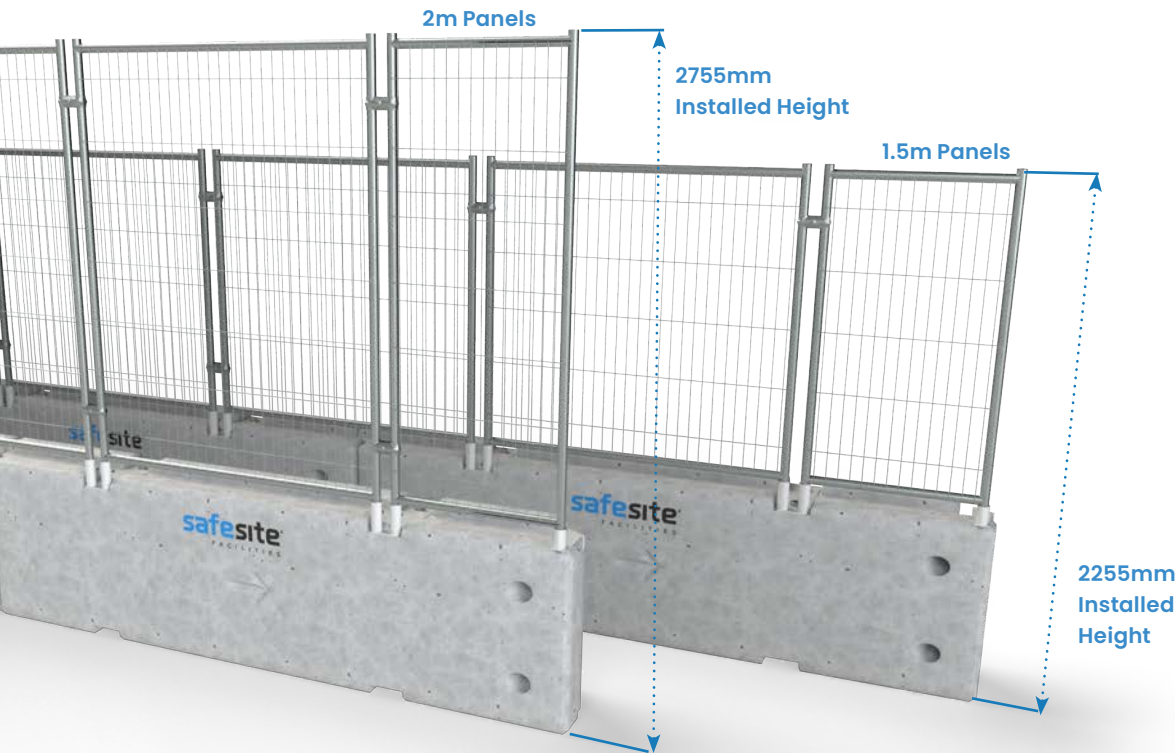
[safesitefacilities.co.uk](https://safesitefacilities.co.uk)



# TVCB & Mesh Fencing

TVCB stands for Temporary Vertical Concrete Barrier, a crash-tested highway safety system designed to protect both road workers and motorists.

Our TVCB + mesh fence system delivers high-security protection with 1.5 m or 2 m anti-climb panels, backed by fully crash-tested TVCB units compliant with BS EN 1317. The interlocking concrete blocks form a continuous, universal wall that works on either side of the traffic flow. Installation is quick—position the blocks, bolt them together, and slot in the fence brackets. Built for long-term durability, the system provides reliable vehicle mitigation and low-maintenance site security.



## Key Features

- Ideal for construction site safety
- Interlocking system provides continuous wall
- Fully compatible 1.5m & 2m anti-climb mesh panels
- Bespoke fencing attachments available
- Nationwide delivery and install available
- Available for hire, or purchase with buy back option
- Prevent unauthorised vehicular access

## TVCB & Mesh Fencing Specification

Description	Size (mm)	Weight (kg)
CBSI20200 – TVCB Barrier	H800 x W3000 x D450	2500
CBSI20240 – TVCB Tappered End Section	H800 x W3000 x D450	1700
CBSI20250 – TVCB Mesh Panel 2m	H2000 x W1460 x D38	8
CBSI20280 – TVCB Mesh End Panel 2m	H2000 x W760 x D38	6
CBSI20310 – TVCB Mesh Panel 1.5m	H1500 x W760 x D38	7
CBSI20350 – TVCB Mesh End Panel 1.5m	H1500 x W760 x D38	5




# TVCB Barrier

TVCB stands for Temporary Vertical Concrete Barrier, a crash-tested highway safety system designed to protect both road workers and motorists.

Engineered to withstand impacts from vehicles traveling up to 70 mph, TVCBs offer a reliable, cost-effective solution for managing traffic risks. Also known as V28 Concrete Barriers, these robust yet temporary units help create safe work zones and improve roadside safety.

Each 2,500kg precast concrete block includes a directional arrow to guide traffic during deployment. The barriers interlock using M24 high-tensile bolts, forming a secure, continuous system that can be anchored to the carriageway. Their durable construction resists tampering and harsh weather, making them a trusted choice for temporary traffic control.



## TVCB Barrier Specification

Description	Size (mm)	Weight (kg)
CBSI20200 – TVCB Barrier	H800 x W3000 x D450	2500
CBSI20240 – TVCB Tappered End Section	H800 x W3000 x D450	1700

## Key Features

- Fully interlocking crash tested system
- Low deflection maximises available working area
- Ideal for pedestrian and road works protection
- When placed in a line they form a continuous concrete wall
- Delivery and installation nationwide day and night
- Provides safe separation of opposing traffic streams
- Prevent unauthorised vehicular access
- Adjoined using M24 diameter high tensile bolts
- Creates a safe working area for your work force
- Crash tested for vehicles travelling up to 70 mph



Strengthened by internal rebar



TVCB slopping end section





## TVCB Crash Tested

The TVCB barrier is designed to bring an errant vehicle to a controlled stop.

The barriers strength is fully tested by TRL and has achieved both standard: **BS EN1317 – N1 50 MPH and BS EN1317 – N2 70 MPH**



### Crash Test Results Under These Specific Conditions

Containment Level	Test Vehicle	Test Speed	Angle	Test Deflection	Working Width
N1	1500kg Car	50mph / 80kph	20 Deg	0.36m	W3
N2	1500kg Car	70mph / 110kph	20 Deg	0.39m	W3

## Summary Of Crash Test Report

The lowest deflection under impact of any current temporary safety barrier system.

### Vehicle

- Velocity and angle values were within tolerance limits
- The vehicle did not breach the device
- The vehicle did not leave the permitted CEN box
- The vehicle did not roll over within the test area
- No part of the vehicle was detached

### Device

- No part of the barrier penetrated the interior of the vehicle.
- No part of the barrier was ejected





## TVCB Barriers In Action

Our heavy-duty Temporary Vertical Concrete Barriers (TVCBs) are trusted across a wide range of applications to deliver superior safety and performance.

Engineered for effective traffic segregation, TVCBs are essential for protecting workers from vehicular hazards in active road environments. When combined with anti-climb steel mesh fencing, they also offer enhanced perimeter security for construction zones, infrastructure projects, and event spaces.

Widely chosen for public safety during high-speed traffic events, TVCBs are a reliable solution where robust vehicle containment is critical.

In addition to their core function, these versatile barriers can reinforce and protect structurally vulnerable areas—such as aging bridge piers or previously damaged permanent barriers—by providing increased impact resistance.

Each unit weighs 2,500 kg, allowing TVCBs to serve an additional role as counterweights for piling rigs, scaffolding, suspended shuttering, and other temporary structures requiring added stability.



TVCB's with fence securing highway



TVCB's creating safe zone for workers





## Technical Details

### TVCB Barrier

Description	Size (mm)	Weight (kg)
CBSI20200 – TVCB Barrier	H800 x W3000 x D450	2500
CBSI20240 – TVCB Tapered End Section	H800 x W3000 x D450	1700
CBSI29935 – TVCB M24 x 320mm Bolt	H24 x W350	0.1
CBSI29945 – TVCB M24 Hex Nut	H24 x W15	0.1
CBSI29940 – TVCB M24 Form A Washer	H24 x W60 x D2	0.1
CBSI29900 – 5 Tonne Lifting Clutch	-	-



CBSI29900 – 5 tonne lifting clutch



M24 diameter high tensile bolt

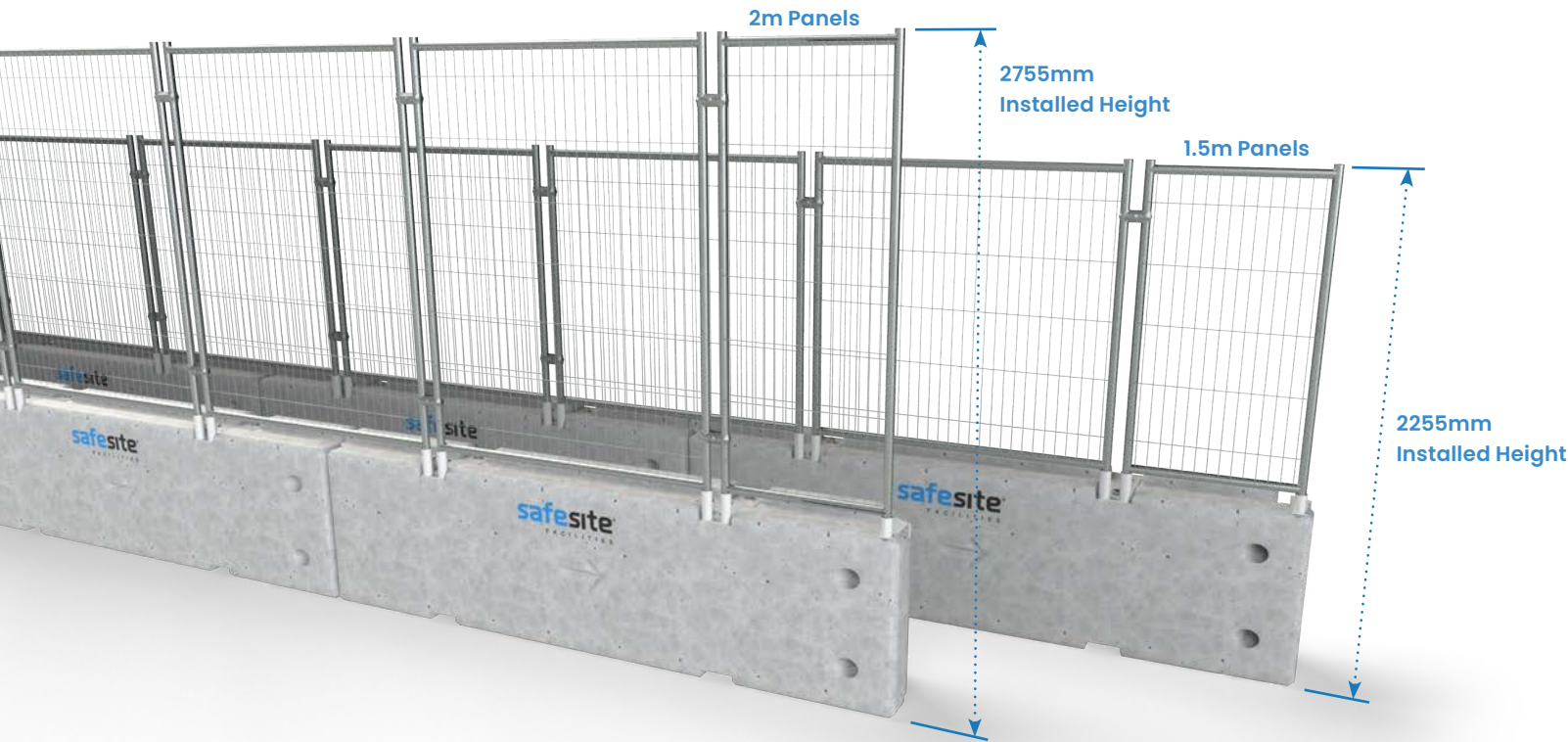




# TVCB Mesh Fencing

An added advantage of the TVCB barrier is the fact that it has a robust yet easy to install anti-climb fence unit, the fence slot directly into feet which bolt directly onto the top of the barrier.

A fence panel can often be the perfect accessory when securing valuable items within your site, once installed the fence is very difficult to climb due to its anti-climb mesh construction.



## TVCB Mesh Panels Specification

Description	Size (mm)	Weight (kg)
CBSI20250 - TVCB Mesh Panel 2m	H2000 x W1460 x D38	8
CBSI20280 - TVCB Mesh End Panel 2m	H2000 x W760 x D38	6
CBSI20310 - TVCB Mesh Panel 1.5m	H1500 x W760 x D38	7
CBSI20350 - TVCB Mesh End Panel 1.5m	H1500 x W760 x D38	5



Creates a secure line of fencing



Easy Installation



## TVCB Fence Fixings

These are the fixings used to securely connect fencing panels to the TVCB barrier system, ensuring stability, durability, and enhanced site security in various environments.

### TVCB Fence Brackets

Description	Size (mm)	Weight (kg)
CBSI20380 – TVCB Fence Panel Connecting Bracket	H2000 x W1460 x D38	8
CBSI20390 – TVCB Fence Panel Connecting End Bracket	H2000 x W760 x D38	6
TFSI00500 – Standard Fence Coupler	H26 x W136 x D78	0.2
GSFSI202 – Replacement M8 x 30mm Hex Bolts*	H8 x W30	0.1

### TVCB Fence Fixings

Description	Size (mm)	Weight (kg)
CBSI29935 – TVCB M24 x 320mm Bolt	H24 x W350	0.1
CBSI29951 – TVCB M24 x 40mm Bolt	H24 x W40	0.1
CBSI29945 – TVCB M24 Hex Nut	H24 x W19	0.1
CBSI29940 – TVCB M24 Form A Washer	H24 x W44	0.1



Fencing Bracket



End Fencing Bracket



\*GSFSI202 Come installed in brackets. Replacements are available.